



# WRX





## Ignite your adventures.

More powerful, agile, and fun to drive than ever, Subaru's track-tested all-season performance car adds excitement to any drive. From comfortable daily use to raw and unfiltered sports driving, the WRX is ready to ignite your passion for adventure. And with plenty of cargo space for all-season usability and room for five, none are off limits.







## Legendary thrills.

Experience the thrill of rally-inspired driving and exhilarating control with the 2.4-litre direct-injection turbo engine. The rich torque range provides an exceptional drive from comfortable daily use, to raw and unfiltered sports driving. See your WRX's power with the boost gauge screen as the improved electric power steering allows natural-feeling turns that are direct and responsive for an exciting driving experience.



### Sport Gauges with LCD Display

A boost gauge display shows the vehicle's sporty performance on the 4.2-inch LCD display that can be customised to put the information you desire right in your direct field of view.



### Dual-pinion Electric Power Steering

This electric power steering system provides a direct and responsive natural steering feel that's smooth, linear, and sporty.

## Drives to the rhythm of you.

Subaru Performance Transmission\*<sup>1</sup> provides sharp and responsive gear shifts for natural and predictable vehicle movements so you can drive the WRX exactly as you want. An improved suspension system equipped with electronic control dampers\*<sup>2</sup> maximises comfort while maintaining powerful performance for exceptional handling and stable ride comfort with minimal vehicle sway.

\*<sup>1</sup> Sport Lineartronic with VTD-AWD and sports shifting control. Not available on MT models.

\*<sup>2</sup> Optional.

\*<sup>3</sup> Available only on WRX models.



### Front\*<sup>3</sup> and Rear Air Outlets

The fully functional air outlets help improve driving stability and vehicle aerodynamics.



### Twin Dual Tail Mufflers\*<sup>3</sup>

Restructured internally to reduce muffling noise, the tail mufflers create a comfortable exhaust sound and a sporty look.







## Surrounded by enjoyment.

Step inside and experience the refinement of the sports seats and leather steering wheel. There's no shortage of desirable features inside—everything is carefully tailored for exciting and sporty driving that's comfortable and convenient for all passengers.

\*1 Apple CarPlay is a trademark of Apple Inc., registered in the U.S. and other countries.

\*2 Android and Android Auto are trademarks of Google Inc.

Apple CarPlay and/or Android Auto may not be available for all models and regions.

Please contact your local authorised Subaru retailer for more details. Driver is always responsible for safe and attentive driving. Please refrain from operating the touchscreen while driving.



### Leather-wrapped D-shaped Steering Wheel with Red Stitching

With stylish red stitching accents, this D-shaped steering wheel provides exhilarating handling and control.



### 11.6-inch Centre Display

The large 11.6-inch touchscreen display allows intuitive, smartphone-like operation for audio and other useful functions, while supporting a wide range of infotainment features such as Apple CarPlay\*1 and Android Auto\*2.

## Legendary versatility.

From the day-to-day to the extraordinary, the WRX's spacious cargo room supports any active lifestyle. The wide opening of the rear gate\*1 allows easy loading and unloading of large items while the 40/20/40-split folding rear seats\*1 make carrying long or oddly shaped items convenient.

### 40/20/40-split Folding Rear Seats\*1

With four settings to choose from, the 40/20/40-split folding rear seats make the WRX the most versatile yet. Securely carry long objects with the centre seat folded down, even with two passengers seated in the back.



### Hands-free Power Rear Gate\*1\*2

Enjoy convenient hands-free access to the cargo area even with both hands full.



\*1 Available only on WRX Wagon models.

\*2 Optional.







1  
2

## SUBARU CORE TECHNOLOGY

# Trust What's Inside

Subaru's core technologies provide every Subaru with the performance, comfort, safety, and reliability that deliver enjoyment and peace of mind to every passenger.

### 1 Symmetrical All-Wheel Drive (AWD)



Subaru's Symmetrical AWD distributes power to all wheels for better traction on wet and slippery roads. Laid out in a horizontally symmetrical plane, this system has a well-balanced low centre of gravity design for a more stable and safer ride.

### 2 SUBARU BOXER Engine

Subaru has been committed to the SUBARU BOXER engine for over 50 years for its many advantages over other engine types. The pistons of the WRX's 2.4-litre direct injection turbo engine move toward each other horizontally, making it durable and reliable by design for exceptional stability and minimum vibrations.

### 3 Subaru Global Platform (SGP)

The SGP provides stress-free, high-quality sporty driving performance unique to Subaru, providing a vehicle that's spacious, comfortable, and fun to drive. Body rigidity and structural strength are improved to reduce uncomfortable vibrations and noise with an optimised full inner frame structure.



### 4 Subaru Performance Transmission\*1

Sport shifting control provides faster and sharper gear changes for natural and predictable vehicle movements fit for any motor enthusiast. Improved acceleration, better gas-pedal response, reduced unwanted noises and vibrations, and improved fuel efficiency make driving more enjoyable than before.

### 5 Dual-pinion Electric Power Steering

Provides a sporty and responsive steering feel with minimal response delays. The separate pinions are independently driven by each shaft of the electric power steering motor and the driver's steering operation to reduce friction against the driver's operation shaft for smoother and more linear torque transmission.

### 6 Drive Mode Select\*2

From sporty solo driving to comfortable trips with the family, the WRX adds excitement to any drive. Drive Mode Select\*2 provides four preset modes (Comfort, Normal, Sport, Sport+) to choose from depending on how you want to drive. Plus, you can further customise your own settings with 'Individual' mode.

### 7 Aerodynamic Design

The WRX has been carefully designed for reduced air resistance and excellent driving stability. Updates to both upper and under body structures reduce turbulence at higher speeds for a more comfortable ride.

\*1 Sport Lineartronic with VTD-AWD and sports shifting control. Not available on MT models.  
\*2 Optional.



Subaru All-Around Safety

At Subaru, safety comes first. That’s why Subaru has been fine-tuning testing, and retesting its advanced safety features for over 50 years. With the latest in collision protection and core technologies, Subaru continues its ‘people first’ policy by improving All-Around Safety and envisions an accident-free future.

Subaru Safety Features

- Cabin-protecting Layout
  - Auto Vehicle Hold (AVH)\*4
  - Steering Responsive Headlights (SRH)
  - High Beam Assist (HBA)\*3\*4
  - Hazard Avoidance
  - Automatic Anti-dazzle Rear View Mirror\*3\*4
  - High Visibility
- Vehiicle Dynamics Control System
  - Active Torque Vectoring
  - Reverse Automatic Braking (RAB)\*4
  - Subaru Rear Vehicle Detection (SRVD)\*3\*4
  - Ring-shaped Reinforcement Frame
  - Supplemental Restraint System (SRS)\*2 Airbags
  - Driver Monitoring System (DMS)\*3

PRIMARY

Outstanding visibility, optimal driving position, and intuitive controls help keep you safe from the moment you enter your vehicle.

ACTIVE

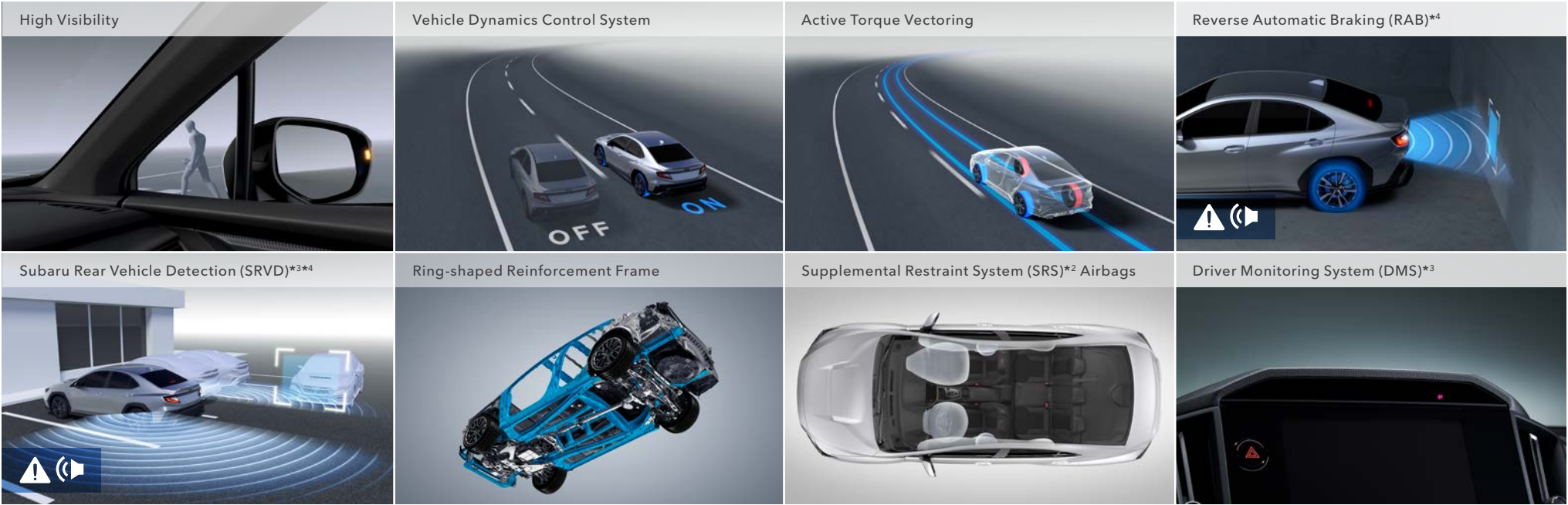
Core technologies like Symmetrical AWD and SGP allow precise control of the basic elements of driving—driving, turning, and braking.

PREVENTIVE

Advanced safety technologies such as EyeSight\*1 helps avoid collisions before they happen.

PASSIVE

Designed to keep you safe in the event of a collision with features such as the cabin-protecting engine layout and SRS\*2 airbags.



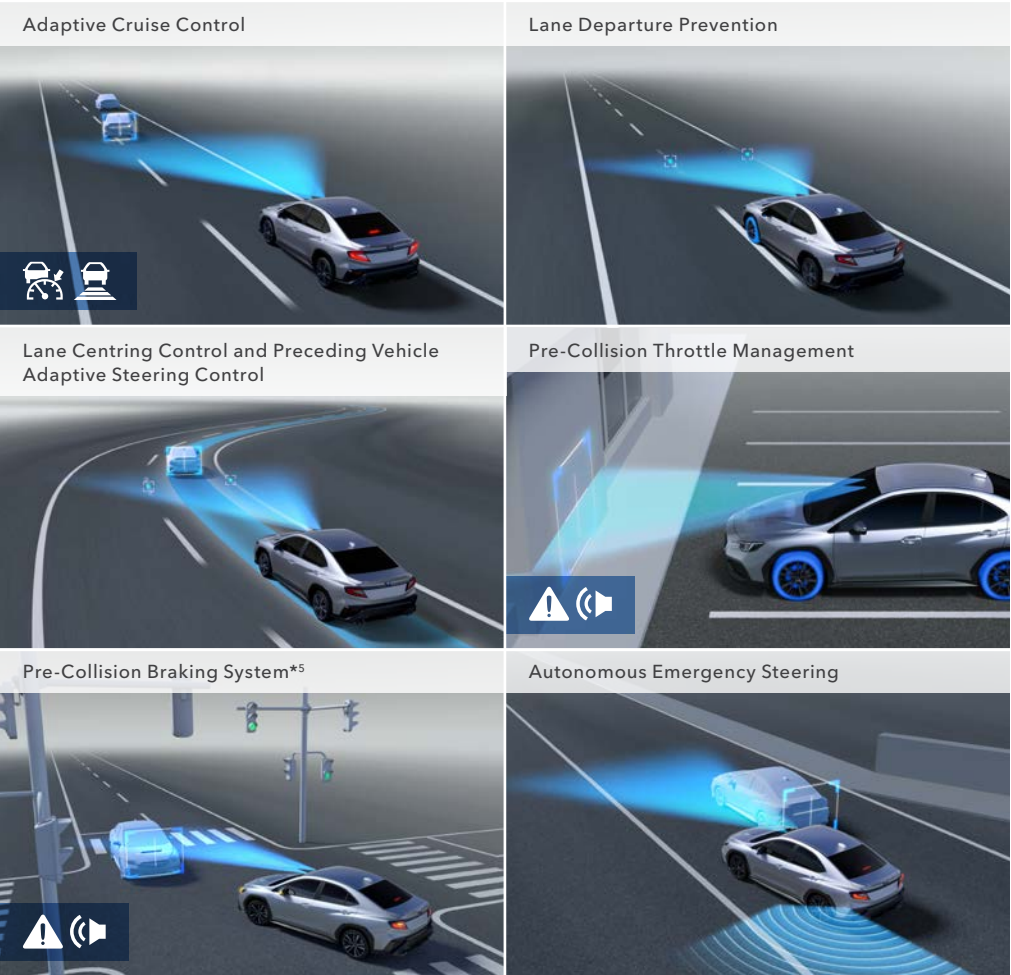
For illustration purposes only. Not actual measurements.

Subaru EyeSight\*1  
Driver Assist Technology

EyeSight\*1 provides drivers with even more peace of mind on the road. Updates to both image recognition and control software, plus hardware improvements like windshield integration, enable even more confident and safer driving in many real-world driving situations.

Subaru EyeSight Features

- Adaptive Cruise Control
- Lane Departure Prevention
- Lane Centring Control and Preceding Vehicle Adaptive Steering Control
- Pre-Collision Throttle Management
- Pre-Collision Braking System\*5
- Autonomous Emergency Steering
- Lead Vehicle Start Alert
- Manual Speed Limiter



For illustration purposes only. Not actual measurements.

\*1 EyeSight is a driving support system which may not operate optimally under all driving conditions. The driver is always responsible for safe and attentive driving and observance of traffic regulations. System effectiveness depends on many factors such as vehicle maintenance, weather, and road conditions. See Owner’s Manual for complete details on system operation and limitations for EyeSight including functions in this brochure.

\*2 Effective when used in conjunction with seatbelts.

\*3 The driver is always responsible for safe and attentive driving and observance of traffic regulations. Please do not depend solely on the Advanced Safety Package features and/or Driver Monitoring System for safe driving. There are limitations to the features of this system. See Owner’s Manual for complete details on system operation and limitations. Please ask your retailer for more details.

\*4 Optional.

\*5 Pre-Collision Braking System may not work in all situations. Depending on the speed difference from objects, the object’s height, and other conditions, every situation may not meet the necessary conditions for EyeSight to work optimally.



LINEUP

WRX HIGH EyeSight / HIGH

DIMENSIONS ..... L x W x H: 4670 x 1825 x 1465 mm  
ENGINE ..... Horizontally opposed, 4-cylinder, turbocharged, DOHC 16-valve, petrol  
CAPACITY ..... 2387 cc  
MAX OUTPUT ..... 202 kW (275 PS) / 5,600 rpm  
MAX TORQUE ..... 350 Nm (35.7 kgfm) / 2,000 - 5,200 rpm  
TRANSMISSION ..... 6MT or Sport Lineartronic (Subaru Performance Transmission\*1), AWD



Solar Orange Pearl

WRX Wagon GT-S EyeSight

DIMENSIONS ..... L x W x H: 4755 x 1795 x 1500 mm  
ENGINE ..... Horizontally opposed, 4-cylinder, turbocharged, DOHC 16-valve, petrol  
CAPACITY ..... 2387 cc  
MAX OUTPUT ..... 202 kW (275 PS) / 5,600 rpm  
MAX TORQUE ..... 350 Nm (35.7 kgfm) / 2,000 - 5,200 rpm  
TRANSMISSION ..... Sport Lineartronic (Subaru Performance Transmission\*1), AWD



Crystal Black Silica



WRX tS EyeSight / WRX Wagon tS EyeSight

DIMENSIONS ..... WRX: L x W x H: 4670 x 1825 x 1465 mm  
WRX Wagon: L x W x H: 4755 x 1795 x 1500 mm  
ENGINE ..... Horizontally opposed, 4-cylinder, turbocharged, DOHC 16-valve, petrol  
CAPACITY ..... 2387 cc  
MAX OUTPUT ..... 202 kW (275 PS) / 5,600 rpm  
MAX TORQUE ..... 350 Nm (35.7 kgfm) / 2,000 - 5,200 rpm  
TRANSMISSION ..... Sport Lineartronic (Subaru Performance Transmission\*1), AWD

To deliver unprecedented levels of driving enjoyment to drivers' daily lives, the WRX tS-'tuned by STI'-has been developed collaboratively with STI\*2, the company that oversees Subaru's motorsports. A suspension system with electronic control dampers provides both high-quality ride comfort that's always flat and sporty performance on any road. The exclusive Drive Mode Select changes vehicle characteristics with a single switch to match road conditions and driving style for a thrilling performance vehicle that moves exactly as you want.

\*1 Sport Lineartronic with VTD-AWD and sports shifting control.  
\*2 STI = SUBARU TECNICA INTERNATIONAL INC.



WR Blue Pearl



Crystal White Pearl





FEATURES



1 LED Headlamps

The bifunctional headlamps are sleeker and gives the front face a look that's tough and aggressive. Steering Responsive Headlights (SRH) help see better around corners for safer nighttime driving.

2 18-inch Aluminium-alloy Wheels\*1 (WRX Wagon)

Boldly designed for driving excitement, the 18-inch aluminium-alloy wheels give the WRX Wagon a sporty and stylish presence on the road.

3 18-inch Aluminium-alloy Wheels\*1 (WRX)

The 18-inch aluminium-alloy wheels shape the side of the WRX with an aggressive and bold profile that's sporty and stylish.

4 Rear Combination Lamps

Sharp and wide for an imposing rear view, the random-cut lighting pattern of the tail lamps create a glow like magma that hints at the vehicle's power within.

5 Sports Side Garnish\*2

Aerodynamically textured in a hexagonal pattern, the sports side garnish includes an air outlet for improved driving stability.

6 Rear Ventilation System\*1

The rear vents bring air from the A/C to rear seat passengers to create a comfortable interior atmosphere for rear passengers.

7 Front and Rear USB Ports


Two front seat USB ports and two USB power ports under the rear ventilation grilles\*1 provide all passengers with a comfortable and convenient interior experience.

8 Trunk Space

A wider trunk opening and space that fits up to three 9.5-inch golf bags make the WRX practical and useful for many activities.

\*1 Optional.  
\*2 Available only on WRX models.

EXTERIOR COLOURS



SEAT MATERIALS

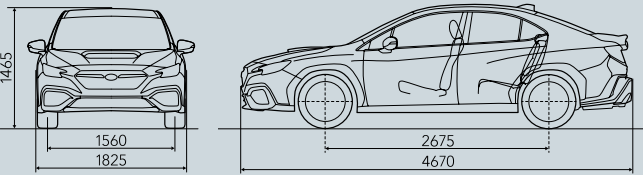


\*1 Available only on WRX Wagon models.  
\*2 Available only on WRX models.  
\*3 Ignition Red is a three-layer, three-coat paint. A vivid and luminous appearance is achieved by layering a high-saturation red brightness layer on top of the base red layer.  
\*4 Ultrasuede is a registered trademark of Toray Industries, Inc.

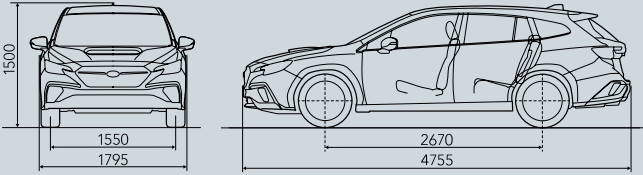
Owing to printing locations, colours may differ slightly from those shown in this chart. In addition, colours and seat variations may vary according to the individual market.

DIMENSIONS

WRX



WRX Wagon



Dimensions are measured in accordance with standard measurement of SUBARU CORPORATION.

Not all features, options, or packages are available for all models and regions. See your specification sheet for availability. Please contact your local authorised Subaru retailer for more details.

SUBARU CORPORATION reserves the right to alter specifications and equipment without notice. Details of specifications, equipment, colour availability and lineup are subject to suit local conditions and requirements. Please inquire at your local retailer for details of any changes that might be required for your area.



